

earth day COLOR by coding

What is ASCII?
ASCII is the most common format for text files for computers and the internet. It stands for American Standard Code for Information Interchange and uses numbers to represent letters and special characters. The binary version uses only zeros and ones in a 8 bit (or digit) pattern. The decimal version uses two digit numbers.


Instructions
Figure out the colors in this color by number coloring page by finding the matching letters on the ASCII code sheet BINARY column. Then color the picture with the colors you find on the picture.

CHARACTER	BINARY	CHARACTER	DECIMAL
A	01000001	A	65
B	01000010	B	66
C	01000011	C	67
D	01000100	D	68
E	01000101	E	69
F	01000110	F	70
G	01000111	G	71
H	01001000	H	72
I	01001001	I	73
J	01001010	J	74
K	01001011	K	75
L	01001100	L	76
M	01001101	M	77
N	01001110	N	78
O	01001111	O	79
P	01010000	P	80
Q	01010001	Q	81
R	01010010	R	82
S	01010011	S	83
T	01010100	T	84
U	01010101	U	85
V	01010110	V	86
W	01010111	W	87
X	01011000	X	88
Y	01011001	Y	89
Z	01011010	Z	90

Legend:
1 = R E
2 = W H
3 = G R
4 = B L
5 = B L
6 = Y

Copyright © 2019 Left Brain Craft Brain

Thanks so much for joining me on my mission to get kids learning and loving STEAM (science, technology, engineering, art, and math)!! If you ever have questions about any of my products or the activities you see on my site, feel free to email me at anne@leftbraincraftbrain.com. -Anne



TERMS AND CONDITIONS OF USE

This file is for personal, classroom, or public library use only. By using them, you agree that you will not copy or reproduce the files except for your own personal, non-commercial use.

Modification of Terms:

I have the right to modify the terms of this Agreement at any time; the modification will be effective immediately and shall replace all prior Agreements.

Copyright © 2019 Left Brain Craft Brain

YOU MAY...	YOU MAY NOT...
<ul style="list-style-type: none">• Print as many copies as you'd like to use in your own classroom, home, or public library.• Post online about a printable (for example—take a picture of your child or student using it), giving proper credit to Left Brain Craft Brain and must link back to the original source for downloading.• Purchase unlimited additional licenses for others to use this item at 10% off the original price.	<ul style="list-style-type: none">• Claim my files as your own.• Alter my electronic files in any way.• Sell or in anyway profit from my electronic files.• Print my files and then sell the printed copies to others.• Store or distribute my files on any other website or another location where others are able to electronically retrieve them (for example: Amazon Inspire, Dropbox, 4Shared, Mediafire, Facebook groups and forums, etc.).• Email my files to anyone or transmit them in any other fashion.

I N T R O

WHAT IS STEAM?

STEAM is the abbreviation for Science, Technology, Engineering, Art, & Math.

It's an integrated approach to learning that encourages students to think more broadly about real-world problems.

Why do we need the A in STEAM?

Because art makes STEM better! Here are some of the concrete benefits of incorporating the arts into science:

- It helps remove idea inhibition (there's no wrong answer in art!).
- It focuses on the process which helps drive innovation.
- It teaches the power of observation, of people and your surroundings.
- It helps hone spatial awareness and mathematical concepts like geometry.

HOW TO JOIN THE LEFT BRAIN CRAFT BRAIN COMMUNITY

Left Brain Craft Brain is a global community! Come get activity ideas, chat about STEAM, and share your pictures with us on both Facebook and Instagram. We love to see all of the ways you incorporate STEAM into your kids' worlds!

[Left Brain Craft Brain Facebook Page](#)

[@leftbraincraftbrain on Instagram](#)

STEAM helps kids:

Ask questions
Connect the dots
Problem solve
Think creatively
Be innovative

SAFETY FIRST!

Left Brain Craft Brain projects are intended to be performed under adult supervision. Color by coding is a low risk activity, but we like to keep this safety note here anyway :)

Appropriate and reasonable caution is recommended when activities call for any items that could be of risk, including, but not limited to: sharp tools, hot glue, chemicals, batteries, scissors, and small items that could present a choking hazard. If you are unsure of the safety or age appropriateness of an activity, please consult your child's doctor.

WHAT'S INSIDE

Inside this Earth Day Color by Coding activity printable is:

- Earth color by number coloring page
- ASCII Binary and ASCII Decimal decipher the color code page
- ASCII code sheet
- Teacher guide
- What's the STEAM Behind It? background info
- Color code answer key

TEACHER GUIDE

MATERIALS

- Paper
- Printer
- Printable coloring page, code sheets, and ASCII code guide
- Art supplies like crayons or markers in red, blue, green, yellow, and black.
- Rulers (optional, but can help kids find the codes easier)

PREPARATION

1. First decide whether to use the binary or decimal versions of the codes. The binary codes are significantly harder than the decimal codes. You can offer a choice to the children if desired.
2. Print out worksheets. Code pages can be printed on the back of the coloring page, but make sure that the ASCII codes list is on a separate sheet for ease of use.
3. Gather materials, 1 set per child or group into station quantities.

GOALS: Students will decipher a code using ASCII and then complete a coloring page.

EXPLAIN: Describe the project they will be completing. Show how the colors in the color by number page need to be deciphered by figuring out the letters in each color's name. Show them where to find the codes to decipher the color codes sheet on the ASCII code list.

DISCUSS: Talk to the students about the language of computers. Describe how all computer languages are built on the premise of 0 = OFF and 1 = ON. Switching lights on and off is a great demo to do while explaining. See What's the STEAM Behind It? section for more information.

EXTENSIONS (click to access):

- Want more Earth Day activities? Check out this fun list of [Earth Day Science Activities](#) or make these [Earth Rocks](#).
- Play the [If-Then Coding Game](#), another screen-free way to learn about code.
- Want more hands-on STEAM (science, technology, engineering, art, and math) projects? Try [STEAM Kids!](#)
- And be sure to check out all of our other [Color by Coding pages!](#)

OTHER RESOURCES:

- Video: [Binary Numbers - Math Bites with Danica McKellar](#)
- Books: [Coding Books for Kids](#)

WHAT'S THE STEAM BEHIND IT?

WHAT IS ASCII?

There's a lot of talk today about coding being the language of the future. But what exactly is it and why is it important? Coding makes it possible for us to tell computers how to do stuff, like run our phone, play a video game, and make a website. Any app you use on your phone or computer is possible because of code.

Computers speak the languages of zeroes and ones, essentially on and off signals to computer parts called transistors. These zeroes and ones have been translated into codes called the ASCII Binary code where every letter, number and character has an 8 digit combination of zeroes and ones. ASCII is the most common format for text files for computers and the internet. It stands for American Standard Code for Information Interchange and uses numbers to represent letters and special characters. The binary version uses only zeros and ones in a 8 bit (or digit) pattern.

But it would take too long to do anything if we had to code in just zeroes and ones, so computers use other languages now, that are all based upon binary.





C O L O R B Y C O D I N G

What is ASCII?

ASCII is the most common format for text files for computers and the internet. It stands for American Standard Code for Information Interchange and uses numbers to represent letters and special characters. The binary version uses only zeros and ones in a 8 bit (or digit) pattern. The decimal version uses two digit numbers.

Instructions

Figure out the colors in this color by number coloring page by finding the matching letters on the ASCII code sheet **BINARY** column. Then color the picture with the numbers noted on the picture.

1

= _____
 01010010 01000101 01000100

2

= _____
 01010111 01001000 01001001 01010100 01000101

3

= _____
 01000111 01010010 01000101 01000101 01001110

4

= _____
 01000010 01001100 01000001 01000011 01001011

5

= _____
 01000010 01001100 01010101 01000101



6

= _____
 01011001 01000101 01001100 01001100 01001111 01010111

C O L O R B Y C O D I N G**What is ASCII?**

ASCII is the most common format for text files for computers and the internet. It stands for American Standard Code for Information Interchange and uses numbers to represent letters and special characters. The binary version uses only zeros and ones in a 8 bit (or digit) pattern. The decimal version uses two digit numbers.

Instructions

Figure out the colors in this color by number coloring page by finding the matching letters on the ASCII code sheet **DECIMAL** column. Then color the picture with the numbers noted on the picture.

1

= _____
 82 **69** **68**

2

= _____
 87 **72** **73** **84** **69**

3

= _____
 71 **82** **69** **69** **78**

4

= _____
 66 **76** **65** **67** **75**

5

= _____
 66 **76** **85** **69**

**6**

= _____
 89 **69** **76** **76** **79** **87**



COLOR BY CODING

What is ASCII?

ASCII is the most common format for text files for computers and the internet. It stands for American Standard Code for Information Interchange and uses numbers to represent letters and special characters. The binary version uses only zeros and ones in a 8 bit (or digit) pattern. The decimal version uses two digit numbers.

Instructions

Figure out the colors in this color by number coloring page by finding the matching letters on the ASCII code sheet **DECIMAL** column. Then color the picture with the numbers noted on the picture.




=
R **E** **D**
 82 69 68



=
W **H** **I** **T** **E**
 87 72 73 84 69



=
G **R** **E** **E** **N**
 71 82 69 69 78



=
B **L** **A** **C** **K**
 66 76 65 67 75



=
B **L** **U** **E**
 66 76 85 69



=
Y **E** **L** **L** **O** **W**
 89 69 76 76 79 87

COLOR BY CODING

What is ASCII?

ASCII is the most common format for text files for computers and the internet. It stands for American Standard Code for Information Interchange and uses numbers to represent letters and special characters. The binary version uses only zeros and ones in a 8 bit (or digit) pattern. The decimal version uses two digit numbers.

Instructions

Figure out the colors in this color by number coloring page by finding the matching letters on the ASCII code sheet **BINARY** column. Then color the picture with the numbers noted on the picture.




= R E D
 01010010 01000101 01000100



= W H I T E
 01010111 01001000 01001001 01010100 01000101



= G R E E N
 01000111 01010010 01000101 01000101 01001110



= B L A C K
 01000010 01001100 01000001 01000011 01001011



= B L U E
 01000010 01001100 01010101 01000101



= Y E L L O W
 01011001 01000101 01001100 01001100 01001111 01010111

ASCII



CHARACTER	BINARY	CHARACTER	DECIMAL
A	01000001	A	65
B	01000010	B	66
C	01000011	C	67
D	01000100	D	68
E	01000101	E	69
F	01000110	F	70
G	01000111	G	71
H	01001000	H	72
I	01001001	I	73
J	01001010	J	74
K	01001011	K	75
L	01001100	L	76
M	01001101	M	77
N	01001110	N	78
O	01001111	O	79
P	01010000	P	80
Q	01010001	Q	81
R	01010010	R	82
S	01010011	S	83
T	01010100	T	84
U	01010101	U	85
V	01010110	V	86
W	01010111	W	87
X	01011000	X	88
Y	01011001	Y	89
Z	01011010	Z	90

LOVE STEM AND STEAM?

Try making a paper circuit card!

CIRCUIT CARDS: PAPER CIRCUITS FOR KIDS



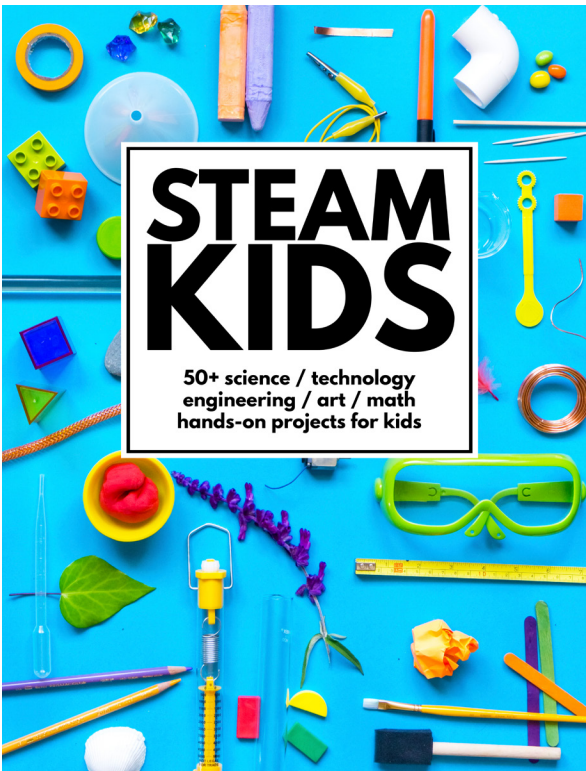
Inside you'll find 10 printable and buildable paper circuits cards for holidays, special occasions, and year-round fun. Plus, circuit building lesson plans, too.



www.leftbraincraftbrain.com/shop

LOVE STEAM?

Check out **STEAM Kids Books** for more hands-on science, technology, engineering, art, and math activity books and printables for kids.



www.leftbraincraftbrain.com/shop