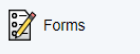
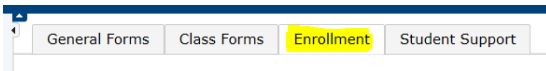


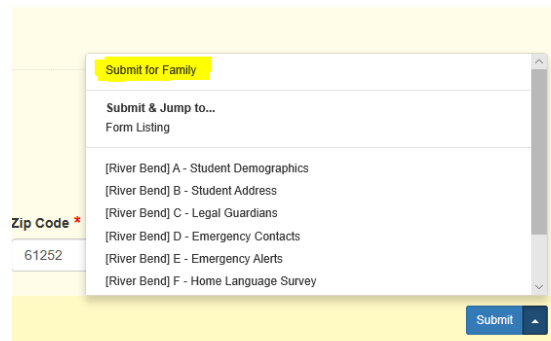
Power School Registration:

1. Log in to the Powerschool Parent Portal
<https://riverbendschools.powerschool.com/public/home.html>

2. Click on the Forms link on the side bar 
3. Click on the Enrollment tab at the top of the screen



4. Review and correct any information on each form in the following tabs. A green check marked thank you will pop up. Click OK. It will bring you to the next form.
 - a. Student Demographics - Student demographic information
 - b. Student Address - Student address information
 - c. Legal Guardians - Parent/Guardian contact information
 - d. Emergency Contacts - Emergency contact information
 - e. Emergency Alerts - Emergency notification phone, text, and email information
 - f. Home Language Survey - Home Language Survey form
 - g. Health Information - Health concerns, physician, and dental information
 - h. Permissions/Agreements - Parental permissions for handbook, policies, etc. needed by the schools
 - i. Acknowledgment of Completion - This completes the PowerSchool registration step. There is a link to Titan to pay your fees. There is also a link to the Required Registration Forms that will need to be completed.
5. Please complete these steps for each child. You are given the option to copy data from the first child you updated information for each screen except for Student Demographics and Health Information. Click on the up arrow by the 'Submit' button and select 'Submit for Family'.



6. Free/Reduced Application -
 - a. This form is available at <https://family.titank12.com>
 - b. Complete the application for free and reduced price school meals for your family **only if you feel you would qualify for free or reduced school meals.**
7. Pay fees at Titan or pay by cash/check at the District Office or any of the schools.